



February 26 - 28, 2010 Phillip Island, Australia
SUPPORT CLASS RESULTS
QBE AUSTRALIAN SUPERBIKE / SUPERSTOCK 1000

Date: 27/02/10
 Event: Q06
 Weather: Mostly cloudy - Temp: 20.8C
 Track: Dry - Temp: 38.1C

Qualifying 2

Started at: 17:00:06
 Laps: 20 Min
 Starters: 42
 Printed at: 17:44

PROVISIONAL FASTEST LAPS

Pos	No	Gr	Name	Class	Machine	Fastest Lap	On Lap	Behind Prev	Behind Leader
1	47	A	Wayne MAXWELL (VIC) / G A S Honda Racing	SB	Honda CBR RR	1:34.120	9 of 10		
2	1	A	Joshua WATERS (VIC) / Team Suzuki	SB	Suzuki GSXR	1:34.121	7 of 11	.001	.001
3	27	A	Jamie STAUFFER (NSW) / Ducati Motologic Racing	SB	Ducati 1198R	1:34.814	5 of 11	.693	.694
4	67	A	Bryan STARING (VIC)	SB	Honda CBR RR	1:35.488	3 of 13	.674	1.368
5	19	A	Shawn GILES (VIC) / Team Suzuki	SB	Suzuki GSXR	1:35.549	6 of 10	.061	1.429
6	42	A	Shannon JOHNSON (VIC)	SB	KTM RC8R	1:35.712	6 of 11	.163	1.592
7	2	A	Glenn ALLERTON (NSW)	SB	Honda CBR RR	1:35.874	3 of 10	.162	1.754
8	38	A	Scott CHARLTON (VIC) / Racers Edge Performance	SB	Suzuki GSXR	1:35.969	8 of 9	.095	1.849
9	12	A	Ben ATTARD (QLD) / Aluma-Lite Racing	STK	Ducati 1198S	1:37.219	7 of 10	1.250	3.099
10	012	A	Craig McMARTIN (NSW)	SB	Ducati 1198R	1:37.454	6 of 11	.235	3.334
11	11	A	John ALLEN (QLD) / Aluma-Lite Racing	SB	Ducati 1198R	1:37.667	6 of 11	.213	3.547
12	45	B	Kris McLAREN (VIC)	SB	Honda CBR RR	1:37.877	6 of 10	.210	3.757
13	63	A	Grant HAY (NSW) / Shock Treatment	SB	Honda CBR RR	1:37.965	8 of 12	.088	3.845
14	15	A	Dustin GOLDSMITH (NSW) / Central Coast Performance	STK	Yamaha YZF-R1	1:38.028	2 of 10	.063	3.908
15	26	A	Chris TROUNSON (VIC)	STK	KTM RC8R	1:38.110	8 of 12	.082	3.990
16	69	A	Daniel STAUFFER (QLD)	SB	Aprilia RSV4	1:38.179	3 of 3	.069	4.059
17	86	B	Beau BEATON (NSW)	STK	Ducati 1198S	1:38.313	6 of 11	.134	4.193
18	33	A	Jordan BURGESS (NSW) / Ducati Motologic Racing	SB	Ducati 1198R	1:38.400	11 of 12	.087	4.280
19	75	B	Heath BRINSLEY (VIC)	STK	Suzuki GSXR	1:38.643	8 of 12	.243	4.523
20	54	B	Adam CHRISTIE (SA)	STK	Honda CBR RR	1:38.953	8 of 12	.310	4.833
21	18	A	Ben HENRY (QLD) / Racers Edge Performance	STK	Suzuki GSXR	1:38.996	10 of 12	.043	4.876
22	49	A	Brendan CLARKE (QLD)	STK	Honda CBR RR	1:39.227	7 of 11	.231	5.107
23	44	B	Jackson LEIGH-SMITH (QLD)	STK	Aprilia RSV4	1:39.646	2 of 3	.419	5.526
24	68	A	Jay NORMOYLE (VIC)	SB	Ducati 1098R	1:40.023	11 of 11	.377	5.903
25	32	A	Cole ODENDAAL (QLD)	STK	Aprilia RSV4	1:40.407	2 of 2	.384	6.287
26	34	A	Brayden CARR (NSW) / Carr Bros Motorsport	SB	Suzuki GSXR	1:40.546	8 of 9	.139	6.426
27	46	A	Brent GEORGE (VIC)	STK	Suzuki GSXR	1:40.603	8 of 8	.057	6.483
28	43	B	Danny MOULTON (VIC)	STK	Yamaha YZF-R1	1:40.761	7 of 8	.158	6.641
29	31	B	Christopher BECK (NSW) / Evermil Pty Ltd	STK	Yamaha YZF-R1	1:40.929	10 of 13	.168	6.809
30	61	B	Matt GRIFFIN (VIC)	STK	Honda CBR RR	1:41.187	3 of 13	.258	7.067
31	22	B	Martin SUTHERLAND (VIC)	SB	Honda CBR RR	1:41.421	10 of 10	.234	7.301

Chief Time Keeper - Scott Laing

Clerk of Course - Peter Smith

Computime Race Timing Systems Pty Ltd © 1996-2008
 Licensed to Computime Race Timing Systems

www.computime.com.au

COMPUTIME RACE TIMING SYSTEMS PTY LTD

9 Timber Lane, Glen Waverley, Vic 3150. Ph : 0418 17 13 17

E-mail : scott@computime.com.au





February 26 - 28, 2010 Phillip Island, Australia
SUPPORT CLASS RESULTS
QBE AUSTRALIAN SUPERBIKE / SUPERSTOCK 1000

Date: 27/02/10
 Event: Q06
 Weather: Mostly cloudy - Temp: 20.8C
 Track: Dry - Temp: 38.1C

Qualifying 2

Started at: 17:00:06
 Laps: 20 Min
 Starters: 42
 Printed at: 17:44

PROVISIONAL FASTEST LAPS


Pos	No	Gr	Name	Class	Machine	Fastest Lap	On Lap	Behind Prev	Behind Leader
32	14	B	Craig NICHOLSON (VIC)	STK	Yamaha YZF-R1	1:41.671	11 of 13	.250	7.551
33	20	A	Cameron KEEVERS (WA)	STK	Yamaha YZF-R1	1:41.765	2 of 8	.094	7.645
34	48	C	Brad WOOTTON (TAS)	SB	Suzuki GSXR	1:42.164	8 of 8	.399	8.044
35	56	C	Richard PARRY (NSW) / Demolition Plus / GAS Honda Racing	SB	Honda CBR RR	1:42.262	11 of 11	.098	8.142
36	77	A	Adam SENIOR (WA)	SB	Honda CBR RR	1:42.274	9 of 12	.012	8.154
37	35	A	John PHELAN (VIC) / Mornington Kawasaki	SB	Kawasaki ZX10R	1:42.470	7 of 11	.196	8.350
38	80	A	Glenn TAYLOR (VIC)	STK	Aprilia RSV4	1:42.916	2 of 10	.446	8.796
39	29	B	Liam DANIELS (QLD)	STK	Yamaha YZF-R1	1:43.491	6 of 11	.575	9.371
40	82	C	Johny ARKISIAN (VIC)	SB	Yamaha YZF-R1	1:44.034	10 of 10	.543	9.914
41	98	C	Mark McHENRY (VIC)	SB	Kawasaki ZX10R	1:44.328	10 of 10	.294	10.208
42	94	B	Ray ANSET (WA)	SB	Suzuki GSXR	1:46.036	8 of 8	1.708	11.916

Current qualifying record for SBK class - 1:32.581 by Wayne MAXWELL (VIC) on a Honda CBR RR set on 27/11/09

New qualifying lap record for STK1000AB class - Previous: 1:38.822 by Dustin GOLDSMITH (NSW) on a Yamaha YZF-R1 set on 26/02/10

The results are provisional until the end of the time limit for protests and appeals.


 Chief Time Keeper - Scott Laing


 Clerk of Course - Peter Smith

Computime Race Timing Systems Pty Ltd © 1996-2008
 Licensed to Computime Race Timing Systems

www.computime.com.au

COMPUTIME RACE TIMING SYSTEMS PTY LTD

9 Timber Lane, Glen Waverley, Vic 3150. Ph : 0418 17 13 17

E-mail : scott@computime.com.au





February 26 - 28, 2010 Phillip Island, Australia
SUPPORT CLASS RESULTS
QBE AUSTRALIAN SUPERBIKE / SUPERSTOCK 1000

Date: 27/02/10
 Event: Q06
 Weather: Mostly cloudy - Temp: 20.8C
 Track: Dry - Temp: 38.1C

Qualifying 2

Started at: 17:00:06
 Laps: 20 Min
 Starters: 42
 Printed at: 17:44

PROVISIONAL LAP TIMES

No	Name	Lap 1	Lap 2	Lap 3	Lap 4	Lap 5	Lap 6	Lap 7	Lap 8	Lap 9	Lap 10
012	Craig McMARTIN (NSW)	2:01.955	1:38.291	1:38.944	5:35.462	1:47.863	1:37.454	1:37.558	4:53.631	1:52.479	1:38.457
	10	1:38.639									
1	Joshua WATERS (VIC)	1:51.138	1:37.562	7:27.790	1:56.781	1:38.199	1:34.315	1:34.121	2:24.126	1:47.905	1:34.517
	10	1:34.968									
2	Glenn ALLERTON (NSW)	1:48.493	1:38.363	1:35.874	4:55.231	1:43.341	1:37.216	1:36.501	1:36.251	7:16.680	1:44.452
11	John ALLEN (QLD)	1:57.739	1:38.233	1:37.895	4:52.156	1:55.555	1:37.667	1:37.904	2:43.174	1:50.143	1:39.670
	10	1:38.497									
12	Ben ATTARD (QLD)	1:52.740	1:40.666	6:31.563	2:03.233	1:49.116	1:37.509	1:37.219	1:42.595	1:37.452	1:41.318
14	Craig NICHOLSON (VIC)	1:52.241	1:41.822	1:42.624	5:19.802	1:48.442	1:41.803	1:41.752	1:42.245	1:42.109	1:42.084
	10	1:41.671	1:42.739	1:42.912							
15	Dustin GOLDSMITH (NSW)	1:50.442	1:38.028	1:39.168	4:40.054	1:45.079	1:39.091	7:13.382	2:02.053	1:41.574	1:39.399
18	Ben HENRY (QLD)	1:53.334	1:42.650	1:40.674	4:09.276	1:49.089	1:39.784	1:39.401	1:39.526	1:39.341	1:38.996
	10	1:39.820	1:39.798								
19	Shawn GILES (VIC)	1:49.120	1:37.103	7:08.434	1:51.678	1:36.455	1:35.549	1:35.707	1:35.656	3:27.564	1:50.297
20	Cameron KEEVERS (WA)	1:53.724	1:41.765	1:41.835	4:27.150	1:50.237	1:42.195	3:08.651	1:55.143		
22	Martin SUTHERLAND (VIC)	1:54.561	1:43.716	1:43.315	5:05.302	1:51.732	1:42.859	1:42.119	1:41.558	1:42.679	1:41.421
26	Chris TROUNSON (VIC)	1:50.539	1:39.200	1:40.012	4:38.467	1:45.014	1:38.619	1:38.458	1:38.110	1:38.906	1:38.760
	10	3:14.578	1:56.259								
27	Jamie STAUFFER (NSW)	1:47.221	1:37.374	7:40.206	1:46.309	1:34.814	1:35.259	1:36.734	1:35.775	1:37.519	1:36.039
	10	1:38.601									
29	Liam DANIELS (QLD)	1:55.298	1:45.135	1:47.469	4:59.708	1:50.193	1:43.491	1:43.569	3:50.851	1:54.892	1:43.575
	10	1:43.607									
31	Christopher BECK (NSW)	1:58.888	1:44.652	1:43.191	4:22.802	1:50.712	1:42.173	1:58.806	1:57.953	1:45.972	1:40.929
	10	1:41.575	1:43.380	1:41.695							
32	Cole ODENDAAL (QLD)	1:49.052	1:40.407								
33	Jordan BURGESS (NSW)	1:54.849	1:39.472	1:41.326	4:45.302	1:48.296	1:38.427	1:43.618	1:38.757	1:39.670	1:49.448
	10	1:38.400	1:38.775								
34	Brayden CARR (NSW)	1:57.708	1:42.128	1:41.904	4:53.289	1:48.738	1:42.037	1:41.151	1:40.546	3:31.733	
35	John PHELAN (VIC)	1:55.604	1:43.645	1:43.326	4:43.315	1:50.422	1:42.634	1:42.470	1:43.560	1:42.595	4:42.540
	10	1:50.221									
38	Scott CHARLTON (VIC)	1:46.044	1:37.028	1:39.067	7:44.517	1:48.235	1:36.103	1:36.608	1:35.969	1:36.343	
42	Shannon JOHNSON (VIC)	1:54.124	1:38.119	7:10.371	1:51.806	1:35.894	1:35.712	2:41.231	1:48.354	1:36.559	1:36.077
	10	1:36.786									
43	Danny MOULTON (VIC)	1:54.986	1:42.222	1:41.614	5:13.947	1:49.883	1:41.738	1:40.761	1:41.482		
44	Jackson LEIGH-SMITH (QLD)	1:57.363	1:39.646	1:43.490							
45	Kris McLAREN (VIC)	1:48.101	1:40.610	1:39.249	4:59.857	1:48.626	1:37.817	1:38.862	1:38.063	1:39.093	1:38.054
46	Brent GEORGE (VIC)	1:58.941	1:42.578	1:41.839	4:12.550	1:50.921	1:40.605	1:40.699	1:40.603		

Chief Time Keeper - Scott Laing

Clerk of Course - Peter Smith

Computime Race Timing Systems Pty Ltd © 1996-2008
 Licensed to Computime Race Timing Systems

www.computime.com.au

COMPUTIME RACE TIMING SYSTEMS PTY LTD

9 Timber Lane, Glen Waverley, Vic 3150. Ph : 0418 17 13 17

E-mail : scott@computime.com.au





February 26 - 28, 2010 Phillip Island, Australia
SUPPORT CLASS RESULTS
QBE AUSTRALIAN SUPERBIKE / SUPERSTOCK 1000

Date: 27/02/10
 Event: Q06
 Weather: Mostly cloudy - Temp: 20.8C
 Track: Dry - Temp: 38.1C

Qualifying 2


Started at: 17:00:06
 Laps: 20 Min
 Starters: 42
 Printed at: 17:44

PROVISIONAL LAP TIMES

No	Name	Lap 1	Lap 2	Lap 3	Lap 4	Lap 5	Lap 6	Lap 7	Lap 8	Lap 9	Lap 10
47	Wayne MAXWELL (VIC)	1:47.974	1:35.643	1:35.062	4:49.078	1:42.051	3:31.781	1:47.233	1:34.398	1:34.120	1:34.891
48	Brad WOOTTON (TAS)	2:04.555	1:47.378	5:10.522	1:51.512	1:43.648	1:43.115	1:42.748	1:42.164		
49	Brendan CLARKE (QLD)	1:54.068	1:40.491	1:39.348	5:28.044	1:48.397	1:39.234	1:39.227	1:39.382	2:44.043	1:47.555
	10	1:40.156									
54	Adam CHRISTIE (SA)	1:50.120	1:41.508	1:41.390	5:55.572	1:52.258	1:39.560	1:39.025	1:38.953	1:39.455	1:39.655
	10	2:45.278	1:48.563								
56	Richard PARRY (NSW)	2:01.561	1:46.338	1:44.328	4:01.434	1:54.598	1:45.005	1:42.459	1:43.117	1:47.037	1:43.029
	10	1:42.262									
61	Matt GRIFFIN (VIC)	1:53.419	1:43.255	1:41.187	4:21.240	1:49.512	1:51.021	1:43.939	1:44.813	1:44.825	1:48.919
	10	1:41.709	1:45.626	1:41.374							
63	Grant HAY (NSW)	1:49.305	1:39.595	1:38.360	4:38.820	1:47.397	1:38.689	1:38.655	1:37.965	1:38.606	1:38.625
	10	1:38.650	1:39.212								
67	Bryan STARING (VIC)	1:48.673	1:36.030	1:35.488	4:55.898	1:45.302	1:37.012	1:36.335	1:35.695	1:35.705	1:35.847
	10	1:36.122	2:22.961	1:53.734							
68	Jay NORMOYLE (VIC)	1:55.120	1:42.547	1:41.948	4:47.348	1:55.554	1:41.979	1:40.982	1:42.709	4:22.145	2:19.198
	10	1:40.023									
69	Daniel STAUFFER (QLD)	1:50.350	1:38.506	1:38.179							
75	Heath BRINSLEY (VIC)	1:55.413	1:39.498	1:40.322	3:58.951	1:48.184	1:38.960	1:39.104	1:38.643	3:31.883	2:49.687
	10	1:48.157	1:39.342								
77	Adam SENIOR (WA)	1:56.556	1:43.326	1:42.373	4:26.192	1:49.041	1:42.863	1:42.336	1:42.781	1:42.274	2:59.860
	10	1:53.544	1:52.861								
80	Glenn TAYLOR (VIC)	1:55.133	1:42.916	1:43.021	4:42.268	2:02.437	1:43.067	1:43.040	1:57.113	3:50.312	1:56.191
82	Johny ARKISIAN (VIC)	1:56.460	1:46.220	1:45.659	4:45.094	1:51.859	1:44.790	1:44.919	1:45.548	1:46.228	1:44.034
86	Beau BEATON (NSW)	1:49.384	1:39.734	1:39.362	5:13.628	1:46.664	1:38.313	3:09.040	1:48.903	1:41.837	1:39.075
	10	1:39.240									
94	Ray ANSET (WA)	1:59.095	1:48.550	1:49.069	4:12.614	2:02.670	1:47.390	1:46.143	1:46.036		
98	Mark McHENRY (VIC)	1:57.434	1:46.420	1:47.295	4:35.237	1:57.108	1:46.646	1:45.816	1:45.652	1:44.818	1:44.328

The results are provisional until the end of the time limit for protests and appeals.


 Chief Time Keeper - Scott Laing


 Clerk of Course - Peter Smith

Computime Race Timing Systems Pty Ltd © 1996-2008
 Licensed to Computime Race Timing Systems

www.computime.com.au

COMPUTIME RACE TIMING SYSTEMS PTY LTD

9 Timber Lane, Glen Waverley, Vic 3150. Ph : 0418 17 13 17

E-mail : scott@computime.com.au





February 26 - 28, 2010 Phillip Island, Australia
SUPPORT CLASS RESULTS
 QBE AUSTRALIAN SUPERBIKE / SUPERSTOCK 1000

Qualifying 2

Date: 27/02/10
 Event: Q06
 Weather: Mostly cloudy - Temp: 20.8C
 Track: Dry - Temp: 38.1C

Started at: 17:00:06
 Laps: 20 Min
 Starters: 42
 Printed at: 17:45

PROVISIONAL SPLIT TIMES

Lap	Split 1	Split 2	Split 3	Lap Time	Lap	Split 1	Split 2	Split 3	Lap Time
012 Craig McMARTIN (NSW) (10th)					42 Shannon JOHNSON (VIC) (6th)				
1	41.967	1:19.988		2:01.955	1	45.024	1:09.100		1:54.124
2	31.535	1:06.756		1:38.291	2	31.326	1:06.793		1:38.119
3	31.566	1:07.378		1:38.944	3	31.040	6:39.331		7:10.371
4	35.528	4:59.934		5:35.462	4	43.685	1:08.121		1:51.806
5	40.408	1:07.455		1:47.863	5	30.862	1:05.032		1:35.894
6	31.216	1:06.238		1:37.454	6	30.671	1:05.041		1:35.712
7	31.608	1:05.950		1:37.558	7	30.990	2:10.241		2:41.231
8	34.677	4:18.954		4:53.631	8	40.121	1:08.233		1:48.354
9	43.742	1:08.737		1:52.479	9	30.839	1:05.720		1:36.559
10	31.645	1:06.812		1:38.457	10	30.893	1:05.184		1:36.077
11	31.656	39.216	27.767	1:38.639	11	31.414	38.559	26.813	1:36.786
1 Joshua WATERS (VIC) (2nd)					43 Danny MOULTON (VIC) (28th)				
1	42.538	1:08.600		1:51.138	1	43.160	1:11.826		1:54.986
2	31.235	1:06.327		1:37.562	2	32.921	1:09.301		1:42.222
3	30.982	6:56.808		7:27.790	3	32.703	1:08.911		1:41.614
4	44.501	1:12.280		1:56.781	4	39.344	4:34.603		5:13.947
5	31.599	1:06.600		1:38.199	5	39.192	1:10.691		1:49.883
6	30.224	1:04.091		1:34.315	6	33.151	1:08.587		1:41.738
7	30.168	1:03.953		1:34.121	7	32.733	1:08.028		1:40.761
8	33.298	1:50.828		2:24.126	8	32.530	1:08.952		1:41.482
9	35.754	1:12.151		1:47.905	44 Jackson LEIGH-SMITH (QLD) (23th)				
10	30.300	1:04.217		1:34.517	1	43.174	1:14.189		1:57.363
11	30.401	38.092	26.475	1:34.968	2	32.400	1:07.246		1:39.646
2 Glenn ALLERTON (NSW) (7th)					45 Kris McLAREN (VIC) (12th)				
1	41.295	1:07.198		1:48.493	1	38.745	1:09.356		1:48.101
2	31.102	1:07.261		1:38.363	2	32.709	1:07.901		1:40.610
3	30.687	1:05.187		1:35.874	3	31.544	1:07.705		1:39.249
4	31.944	4:23.287		4:55.231	4	35.321	4:24.536		4:59.857
5	37.053	1:06.288		1:43.341	5	39.342	1:09.286		1:48.628
6	31.155	1:06.061		1:37.216	6	31.522	1:06.355		1:37.877
7	30.951	1:05.550		1:36.501	7	31.249	1:07.613		1:38.862
8	30.829	1:05.422		1:36.251	8	31.533	1:06.530		1:38.063
9	34.898	6:41.782		7:16.680	9	31.371	1:07.722		1:39.093
10	38.256	39.235	26.961	1:44.452	10	31.538	1:06.516		1:38.054
11 John ALLEN (QLD) (11th)					46 Brent GEORGE (VIC) (27th)				
1	47.922	1:09.817		1:57.739	1	46.034	1:12.907		1:58.941
2	31.679	1:06.554		1:38.233	2	33.403	1:09.175		1:42.578
3	31.551	1:06.344		1:37.895	3	32.985	1:08.254		1:41.839
4	45.584	4:06.572		4:52.156					
5	45.064	1:10.491		1:55.555					

Scott Laing
 Chief Time Keeper - Scott Laing

Peter Smith
 Clerk of Course - Peter Smith


Computime Race Timing Systems Pty Ltd © 1996-2008
 Licensed to Computime Race Timing Systems


www.computime.com.au

COMPUTIME RACE TIMING SYSTEMS PTY LTD

9 Timber Lane, Glen Waverley, Vic 3150. Ph : 0418 17 13 17

E-mail : scott@computime.com.au





February 26 - 28, 2010 Phillip Island, Australia
SUPPORT CLASS RESULTS
QBE AUSTRALIAN SUPERBIKE / SUPERSTOCK 1000

Qualifying 2

Date: 27/02/10
 Event: Q06
 Weather: Mostly cloudy - Temp: 20.8C
 Track: Dry - Temp: 38.1C

Started at: 17:00:06
 Laps: 20 Min
 Starters: 42
 Printed at: 17:45

PROVISIONAL SPLIT TIMES

Lap	Split 1	Split 2	Split 3	Lap Time	Lap	Split 1	Split 2	Split 3	Lap Time
6	31.310	1:06.357		1:37.667	4	38.034	3:34.516		4:12.550
7	31.392	1:06.512		1:37.904	5	41.128	1:09.801		1:50.929
8	31.805	2:11.369		2:43.174	6	32.473	1:08.133		1:40.606
9	41.900	1:08.243		1:50.143	7	32.331	1:08.368		1:40.699
10	32.404	1:07.266		1:39.670	8	32.535	1:08.068		1:40.603
11	31.639	1:06.858		1:38.497					

12 Ben ATTARD (QLD) (9th)

1	41.678	1:11.062		1:52.740
2	32.644	1:08.022		1:40.666
3	31.589	5:59.974		6:31.563
4	45.923	1:17.310		2:03.233
5	32.851	1:16.265		1:49.116
6	31.422	1:06.087		1:37.509
7	31.281	1:05.938		1:37.219
8	33.274	1:09.321		1:42.595
9	31.416	1:06.036		1:37.452
10	31.380	1:09.938		1:41.318

14 Craig NICHOLSON (VIC) (32th)

1	42.171	1:10.070		1:52.241
2	32.755	1:09.067		1:41.822
3	32.861	1:09.763		1:42.624
4	33.293	4:46.509		5:19.802
5	39.040	1:09.402		1:48.442
6	32.732	1:09.071		1:41.803
7	32.921	1:08.831		1:41.752
8	33.017	1:09.228		1:42.245
9	32.859	1:09.250		1:42.109
10	33.195	1:08.889		1:42.084
11	32.515	1:09.156		1:41.671
12	33.326	1:09.413		1:42.739
13	33.439	40.969	28.504	1:42.912

15 Dustin GOLDSMITH (NSW) (14th)

1	41.076	1:09.366		1:50.442
2	31.624	1:06.404		1:38.028
3	31.872	1:07.296		1:39.168
4	32.196	4:07.858		4:40.054
5	37.397	1:07.682		1:45.079
6	32.232	1:06.859		1:39.091
7	32.174	6:41.208		7:13.382
8	47.334	1:14.719		2:02.053
9	33.043	1:08.531		1:41.574

47 Wayne MAXWELL (VIC) (1st)

1	40.572	1:07.402		1:47.974
2	30.999	1:04.644		1:35.643
3	30.533	1:04.529		1:35.062
4	33.200	4:15.878		4:49.078
5	36.811	1:05.240		1:42.051
6	30.931	3:00.850		3:31.781
7	39.618	1:07.615		1:47.233
8	30.099	1:04.299		1:34.398
9	30.300	1:03.820		1:34.120
10	30.288	1:04.603		1:34.891

48 Brad WOOTTON (TAS) (34th)

1	45.882	1:18.673		2:04.555
2	34.462	1:12.916		1:47.378
3	33.694	4:36.828		5:10.522
4	39.951	1:11.561		1:51.512
5	33.426	1:10.222		1:43.648
6	33.157	1:09.958		1:43.115
7	33.110	1:09.638		1:42.748
8	32.963	1:09.201		1:42.164

49 Brendan CLARKE (QLD) (22th)

1	42.259	1:11.809		1:54.068
2	33.119	1:07.372		1:40.491
3	32.321	1:07.027		1:39.348
4	32.366	4:55.678		5:28.044
5	40.212	1:08.185		1:48.397
6	32.203	1:07.031		1:39.234
7	32.006	1:07.221		1:39.227
8	32.110	1:07.272		1:39.382
9	32.654	2:11.389		2:44.043
10	40.023	1:07.532		1:47.555
11	32.370	1:07.786		1:40.156

54 Adam CHRISTIE (SA) (20th)

1	39.804	1:10.316		1:50.120
2	32.517	1:08.891		1:41.508

Chief Time Keeper - Scott Laing

Clerk of Course - Peter Smith



Computime Race Timing Systems Pty Ltd © 1996-2008
 Licensed to Computime Race Timing Systems

www.computime.com.au
COMPUTIME RACE TIMING SYSTEMS PTY LTD
 9 Timber Lane, Glen Waverley, Vic 3150. Ph : 0418 17 13 17
 E-mail : scott@computime.com.au





February 26 - 28, 2010 Phillip Island, Australia
SUPPORT CLASS RESULTS
QBE AUSTRALIAN SUPERBIKE / SUPERSTOCK 1000

Date: 27/02/10
 Event: Q06
 Weather: Mostly cloudy - Temp: 20.8C
 Track: Dry - Temp: 38.1C

Qualifying 2

Started at: 17:00:06
 Laps: 20 Min
 Starters: 42
 Printed at: 17:45

PROVISIONAL SPLIT TIMES

Lap	Split 1	Split 2	Split 3	Lap Time	Lap	Split 1	Split 2	Split 3	Lap Time
10	31.890	<u>39.601</u>	<u>27.908</u>	1:39.399	3	32.785	1:08.605		1:41.390
					4	32.549	5:23.023		5:55.572
18 Ben HENRY (QLD) (21th)					5	40.796	1:11.462		1:52.258
1	41.711	1:11.623		1:53.334	6	32.272	1:07.288		1:39.560
2	32.666	1:09.984		1:42.650	7	32.128	1:06.897		1:39.025
3	32.754	1:07.920		1:40.674	8	31.959	1:06.994		1:38.953
4	40.026	3:29.250		4:09.276	9	32.337	1:07.118		1:39.455
5	40.086	1:09.003		1:49.089	10	32.285	1:07.370		1:39.655
6	32.525	1:07.259		1:39.784	11	32.707	2:12.571		2:45.278
7	31.868	1:07.533		1:39.401	12	38.773	41.193	28.597	1:48.563
8	32.075	1:07.451		1:39.526					
9	31.808	1:07.533		1:39.341	56 Richard PARRY (NSW) (35th)				
10	31.861	1:07.135		1:38.996	1	45.277	1:16.284		2:01.561
11	32.003	1:07.817		1:39.820	2	35.730	1:10.608		1:46.338
12	32.057	1:07.741		1:39.798	3	33.702	1:10.626		1:44.328
					4	46.977	3:14.457		4:01.434
19 Shawn GILES (VIC) (5th)					5	41.723	1:12.875		1:54.598
1	42.193	1:06.927		1:49.120	6	34.231	1:10.774		1:45.005
2	31.303	1:05.800		1:37.103	7	33.275	1:09.184		1:42.459
3	30.993	6:37.441		7:08.434	8	33.352	1:09.765		1:43.117
4	45.020	1:06.658		1:51.678	9	36.509	1:10.528		1:47.037
5	30.769	1:05.686		1:36.455	10	33.227	1:09.802		1:43.029
6	30.628	1:04.921		1:35.549	11	33.253	1:09.009		1:42.262
7	30.735	1:04.972		1:35.707					
8	30.768	1:04.888		1:35.656	61 Matt GRIFFIN (VIC) (30th)				
9	31.458	2:56.106		3:27.564	1	41.642	1:11.777		1:53.419
10	44.087	1:06.210		1:50.297	2	33.406	1:09.849		1:43.255
					3	32.999	1:08.188		1:41.187
20 Cameron KEEVERS (WA) (33th)					4	39.780	3:41.460		4:21.240
1	42.098	1:11.626		1:53.724	5	38.975	1:10.537		1:49.512
2	33.220	1:08.545		1:41.765	6	33.954	1:17.067		1:51.021
3	32.519	1:09.316		1:41.835	7	33.791	1:10.148		1:43.939
4	32.454	3:54.696		4:27.150	8	33.991	1:10.822		1:44.813
5	40.466	1:09.771		1:50.237	9	33.202	1:11.623		1:44.825
6	32.680	1:09.515		1:42.195	10	38.274	1:10.645		1:48.919
7	33.503	2:35.148		3:08.651	11	33.090	1:08.619		1:41.709
8	43.836	1:11.307		1:55.143	12	35.054	1:10.572		1:45.626
					13	32.777	40.565	28.032	1:41.374
22 Martin SUTHERLAND (VIC) (31th)					63 Grant HAY (NSW) (13th)				
1	42.988	1:11.573		1:54.561	1	39.743	1:09.562		1:49.305
2	33.374	1:10.342		1:43.716	2	31.913	1:07.682		1:39.595
3	33.139	1:10.176		1:43.315	3	31.466	1:06.894		1:38.360
4	40.010	4:25.292		5:05.302	4	31.786	4:07.834		4:38.820
5	40.436	1:11.296		1:51.732					

Chief Time Keeper - Scott Laing

Clerk of Course - Peter Smith

Computime Race Timing Systems Pty Ltd © 1996-2008
 Licensed to Computime Race Timing Systems

www.computime.com.au

COMPUTIME RACE TIMING SYSTEMS PTY LTD

9 Timber Lane, Glen Waverley, Vic 3150. Ph : 0418 17 13 17

E-mail : scott@computime.com.au





February 26 - 28, 2010 Phillip Island, Australia
SUPPORT CLASS RESULTS
QBE AUSTRALIAN SUPERBIKE / SUPERSTOCK 1000

Date: 27/02/10
 Event: Q06
 Weather: Mostly cloudy - Temp: 20.8C
 Track: Dry - Temp: 38.1C

Qualifying 2

Started at: 17:00:06
 Laps: 20 Min
 Starters: 42
 Printed at: 17:45

PROVISIONAL SPLIT TIMES

Lap	Split 1	Split 2	Split 3	Lap Time	Lap	Split 1	Split 2	Split 3	Lap Time
6	33.146	1:09.713		1:42.859	5	39.084	1:08.313		1:47.397
7	32.942	1:09.177		1:42.119	6	31.739	1:06.950		1:38.689
8	32.638	1:08.920		1:41.558	7	31.746	1:06.909		1:38.655
9	32.287	1:10.392		1:42.679	8	31.395	1:06.570		1:37.965
10	32.531	1:08.890		1:41.421	9	31.747	1:06.859		1:38.606
					10	31.744	1:06.881		1:38.625
					11	31.783	1:06.867		1:38.650
					12	31.838	1:07.374		1:39.212
26 Chris TROUNSON (VIC) (15th)					67 Bryan STARING (VIC) (4th)				
1	41.198	1:09.341		1:50.539	1	41.052	1:07.621		1:48.673
2	32.350	1:06.850		1:39.200	2	31.216	1:04.814		1:36.030
3	31.959	1:08.053		1:40.012	3	30.459	1:05.029		1:35.488
4	31.862	4:06.605		4:38.467	4	31.473	4:24.425		4:55.898
5	37.818	1:07.196		1:45.014	5	38.615	1:06.687		1:45.302
6	31.998	1:06.621		1:38.619	6	31.299	1:05.713		1:37.012
7	31.905	1:06.553		1:38.458	7	30.554	1:05.781		1:36.335
8	31.628	1:06.482		1:38.110	8	30.614	1:05.081		1:35.695
9	32.007	1:06.899		1:38.906	9	30.796	1:04.909		1:35.705
10	31.908	1:06.852		1:38.760	10	30.743	1:05.104		1:35.847
11	34.201	2:40.377		3:14.578	11	30.791	1:05.331		1:36.122
12	48.383	40.178	27.698	1:56.259	12	31.318	1:51.643		2:22.961
					13	42.371	44.014	27.349	1:53.734
27 Jamie STAUFFER (NSW) (3rd)					68 Jay NORMOYLE (VIC) (24th)				
1	40.111	1:07.110		1:47.221	1	43.095	1:12.025		1:55.120
2	30.982	1:06.392		1:37.374	2	33.485	1:09.062		1:42.547
3	30.887	7:09.319		7:40.206	3	32.798	1:09.150		1:41.948
4	40.731	1:05.578		1:46.309	4	32.767	4:14.581		4:47.348
5	30.603	1:04.211		1:34.814	5	42.692	1:12.862		1:55.554
6	30.422	1:04.837		1:35.259	6	32.651	1:09.328		1:41.979
7	30.633	1:06.101		1:36.734	7	32.686	1:08.296		1:40.982
8	30.717	1:05.058		1:35.775	8	32.818	1:09.891		1:42.709
9	30.770	1:06.749		1:37.519	9	32.692	3:49.453		4:22.145
10	30.813	1:05.226		1:36.039	10	41.846	1:37.352		2:19.198
11	31.799	1:06.802		1:38.601	11	32.294	39.973	27.756	1:40.023
29 Liam DANIELS (QLD) (39th)					69 Daniel STAUFFER (QLD) (16th)				
1	42.080	1:13.218		1:55.298	1	41.274	1:09.076		1:50.350
2	33.839	1:11.296		1:45.135	2	32.294	1:06.212		1:38.506
3	33.735	1:13.734		1:47.469	3	31.955	1:06.224		1:38.179
4	34.115	4:25.593		4:59.708	75 Heath BRINSLEY (VIC) (19th)				
5	39.884	1:10.309		1:50.193	1	42.365	1:13.448		1:55.413
6	33.667	1:09.824		1:43.491					
7	33.269	1:10.300		1:43.569					
8	33.524	3:17.327		3:50.851					
9	42.063	1:12.829		1:54.892					
10	33.655	1:09.920		1:43.575					

Scott Laing
 Chief Time Keeper - Scott Laing

Peter Smith
 Clerk of Course - Peter Smith

Computime Race Timing Systems Pty Ltd © 1996-2008
 Licensed to Computime Race Timing Systems

www.computime.com.au

COMPUTIME RACE TIMING SYSTEMS PTY LTD

9 Timber Lane, Glen Waverley, Vic 3150. Ph : 0418 17 13 17

E-mail : scott@computime.com.au





February 26 - 28, 2010 Phillip Island, Australia
SUPPORT CLASS RESULTS
QBE AUSTRALIAN SUPERBIKE / SUPERSTOCK 1000

Date: 27/02/10
 Event: Q06
 Weather: Mostly cloudy - Temp: 20.8C
 Track: Dry - Temp: 38.1C

Qualifying 2

Started at: 17:00:06
 Laps: 20 Min
 Starters: 42
 Printed at: 17:45

PROVISIONAL SPLIT TIMES

Lap	Split 1	Split 2	Split 3	Lap Time	Lap	Split 1	Split 2	Split 3	Lap Time
11	<u>33.151</u>	<u>41.862</u>	<u>28.594</u>	1:43.607	2	32.071	1:07.427		1:39.498
31 Christopher BECK (NSW) (29th)					3	31.705	1:08.617		1:40.322
1	43.739	1:15.149		1:58.888	4	39.698	3:19.253		3:58.951
2	34.500	1:10.152		1:44.652	5	39.866	1:08.318		1:48.184
3	33.049	1:10.142		1:43.191	6	31.770	1:07.190		1:38.960
4	32.999	3:49.803		4:22.802	7	31.699	1:07.405		1:39.104
5	41.025	1:09.687		1:50.712	8	<u>31.631</u>	1:07.012		<u>1:38.643</u>
6	32.574	1:09.599		1:42.173	9	36.470	2:55.413		3:31.883
7	<u>32.532</u>	1:26.274		1:58.806	10	45.093	2:04.594		2:49.687
8	44.126	1:13.827		1:57.953	11	39.769	1:08.388		1:48.157
9	33.250	1:12.722		1:45.972	12	31.930	<u>39.491</u>	<u>27.921</u>	1:39.342
10	32.616	1:08.313		<u>1:40.929</u>	77 Adam SENIOR (WA) (36th)				
11	32.712	1:08.863		1:41.575	1	43.580	1:12.976		1:56.556
12	33.434	1:09.946		1:43.380	2	34.050	1:09.276		1:43.326
13	33.007	<u>40.374</u>	<u>28.314</u>	1:41.695	3	32.934	1:09.439		1:42.373
32 Cole ODENDAAL (QLD) (25th)					4	33.056	3:53.136		4:26.192
1	39.853	1:09.199		1:49.052	5	39.075	1:09.966		1:49.041
2	<u>32.322</u>	<u>1:08.085</u>		<u>1:40.407</u>	6	33.293	1:09.570		1:42.863
33 Jordan BURGESS (NSW) (18th)					7	32.948	1:09.388		1:42.336
1	43.528	1:11.321		1:54.849	8	33.139	1:09.642		1:42.781
2	32.276	1:07.196		1:39.472	9	32.942	1:09.332		<u>1:42.274</u>
3	31.663	1:09.663		1:41.326	10	37.482	2:22.378		2:59.860
4	38.880	4:06.422		4:45.302	11	44.027	1:09.517		1:53.544
5	39.132	1:09.164		1:48.296	12	<u>32.828</u>	<u>51.272</u>	<u>28.761</u>	1:52.861
6	31.827	<u>1:06.600</u>		1:38.427	80 Glenn TAYLOR (VIC) (38th)				
7	31.467	1:12.151		1:43.618	1	42.529	1:12.604		1:55.133
8	<u>31.462</u>	1:07.295		1:38.757	2	33.061	1:09.855		<u>1:42.916</u>
9	31.620	1:08.050		1:39.670	3	32.986	1:10.035		1:43.021
10	35.731	1:13.717		1:49.448	4	33.039	4:09.229		4:42.268
11	31.619	1:06.781		<u>1:38.400</u>	5	42.679	1:19.758		2:02.437
12	31.757	1:07.018		1:38.775	6	33.256	<u>1:09.811</u>		1:43.067
34 Brayden CARR (NSW) (26th)					7	<u>32.981</u>	1:10.059		1:43.040
1	44.762	1:12.946		1:57.708	8	37.570	1:19.543		1:57.113
2	33.455	1:08.673		1:42.128	9	37.974	3:12.338		3:50.312
3	<u>32.416</u>	1:09.488		1:41.904	10	41.953	1:14.238		1:56.191
4	36.675	4:16.614		4:53.289	82 Johnny ARKISIAN (VIC) (40th)				
5	39.863	1:08.875		1:48.738	1	42.610	1:13.850		1:56.460
6	32.790	1:09.247		1:42.037	2	34.877	1:11.343		1:46.220
7	32.714	1:08.437		1:41.151	3	33.752	1:11.907		1:45.659
8	32.519	<u>1:08.027</u>		<u>1:40.546</u>	4	46.798	3:58.296		4:45.094
					5	40.541	1:11.118		1:51.859

Chief Time Keeper - Scott Laing

Clerk of Course - Peter Smith

Computime Race Timing Systems Pty Ltd © 1996-2008
 Licensed to Computime Race Timing Systems

www.computime.com.au

COMPUTIME RACE TIMING SYSTEMS PTY LTD

9 Timber Lane, Glen Waverley, Vic 3150. Ph : 0418 17 13 17

E-mail : scott@computime.com.au





February 26 - 28, 2010 Phillip Island, Australia
SUPPORT CLASS RESULTS
QBE AUSTRALIAN SUPERBIKE / SUPERSTOCK 1000

Date: 27/02/10
 Event: Q06
 Weather: Mostly cloudy - Temp: 20.8C
 Track: Dry - Temp: 38.1C

Qualifying 2


Started at: 17:00:06
 Laps: 20 Min
 Starters: 42
 Printed at: 17:45

PROVISIONAL SPLIT TIMES

Lap	Split 1	Split 2	Split 3	Lap Time	Lap	Split 1	Split 2	Split 3	Lap Time
9	32.592	2:59.141		3:31.733	6	33.887	1:10.903		1:44.790
35 John PHELAN (VIC) (37th)					7	<u>33.596</u>	1:11.323		1:44.919
1	43.785	1:11.819		1:55.604	8	34.038	1:11.510		1:45.548
2	33.660	1:09.985		1:43.645	9	33.862	1:12.366		1:46.228
3	33.375	1:09.951		1:43.326	10	33.897	<u>1:10.137</u>		<u>1:44.034</u>
4	42.643	4:00.672		4:43.315	86 Beau BEATON (NSW) (17th)				
5	39.835	1:10.587		1:50.422	1	39.452	1:09.932		1:49.384
6	33.651	1:08.983		1:42.634	2	31.991	1:07.743		1:39.734
7	33.157	1:09.313		<u>1:42.470</u>	3	31.849	1:07.513		1:39.362
8	<u>32.957</u>	1:10.603		1:43.560	4	34.784	4:38.844		5:13.628
9	33.087	1:09.508		1:42.595	5	38.615	1:08.049		1:46.664
10	35.178	4:07.362		4:42.540	6	31.878	<u>1:06.435</u>		<u>1:38.313</u>
11	40.306	<u>41.634</u>	<u>28.281</u>	1:50.221	7	<u>31.555</u>	2:37.485		3:09.040
38 Scott CHARLTON (VIC) (8th)					8	40.938	1:07.965		1:48.903
1	39.639	1:06.405		1:46.044	9	33.851	1:07.986		1:41.837
2	31.222	1:05.806		1:37.028	10	31.914	1:07.161		1:39.075
3	32.050	1:07.017		1:39.067	11	32.076	1:07.164		1:39.240
4	40.061	7:04.456		7:44.517	94 Ray ANSET (WA) (42th)				
5	40.491	1:07.744		1:48.235	1	43.669	1:15.426		1:59.095
6	31.026	1:05.077		1:36.103	2	34.313	1:14.237		1:48.550
7	<u>30.831</u>	1:05.777		1:36.608	3	34.860	1:14.209		1:49.069
8	30.921	<u>1:05.048</u>		<u>1:35.969</u>	4	43.098	3:29.516		4:12.614
9	31.094	1:05.249		1:36.343	5	49.309	1:13.361		2:02.670
					6	<u>34.029</u>	1:13.361		1:47.390
					7	34.510	<u>1:11.633</u>		1:46.143
					8	34.230	1:11.806		<u>1:46.036</u>
					98 Mark McHENRY (VIC) (41th)				
					1	43.592	1:13.842		1:57.434
					2	34.283	1:12.137		1:46.420
					3	34.153	1:13.142		1:47.295
					4	46.089	3:49.148		4:35.237
					5	43.220	1:13.888		1:57.108
					6	35.062	1:11.584		1:46.646
					7	33.919	1:11.897		1:45.816
					8	33.657	1:11.995		1:45.652
					9	33.989	<u>1:10.829</u>		1:44.818
					10	<u>33.478</u>	1:10.850		<u>1:44.328</u>

The results are provisional until the end of the time limit for protests and appeals.


 Chief Time Keeper - Scott Laing


 Clerk of Course - Peter Smith



Computime Race Timing Systems Pty Ltd © 1996-2008
 Licensed to Computime Race Timing Systems

www.computime.com.au
COMPUTIME RACE TIMING SYSTEMS PTY LTD
 9 Timber Lane, Glen Waverley, Vic 3150. Ph : 0418 17 13 17
 E-mail : scott@computime.com.au





February 26 - 28, 2010 Phillip Island, Australia
SUPPORT CLASS RESULTS
QBE AUSTRALIAN SUPERBIKE / SUPERSTOCK 1000

Date: 27/02/10
 Event: Q06
 Weather: Mostly cloudy - Temp: 20.8C
 Track: Dry - Temp: 38.1C


Qualifying 2


Started at: 17:00:06
 Laps: 20 Min
 Starters: 42
 Printed at: 17:44

PROVISIONAL FASTEST LAPS SEQUENCE

Race Time	No	Name	Machine	Fastest Lap	On Lap
1:50.910	32	Cole ODENDAAL (QLD)	Aprilia RSV4	1:49.052	1
1:51.848	67	Bryan STARING (VIC)	Honda CBR RR	1:48.673	1
1:51.868	47	Wayne MAXWELL (VIC)	Honda CBR RR	1:47.974	1
1:52.433	27	Jamie STAUFFER (NSW)	Ducati 1198R	1:47.221	1
2:26.704	38	Scott CHARLTON (VIC)	Suzuki GSXR	1:46.044	1
3:27.511	47	Wayne MAXWELL (VIC)	Honda CBR RR	1:35.643	2
5:02.573	47	Wayne MAXWELL (VIC)	Honda CBR RR	1:35.062	3
14:31.136	27	Jamie STAUFFER (NSW)	Ducati 1198R	1:34.814	5
16:26.137	1	Joshua WATERS (VIC)	Suzuki GSXR	1:34.315	6
18:00.258	1	Joshua WATERS (VIC)	Suzuki GSXR	1:34.121	7
20:01.234	47	Wayne MAXWELL (VIC)	Honda CBR RR	1:34.120	9

The results are provisional until the end of the time limit for protests and appeals.


 Chief Time Keeper - Scott Laing


 Clerk of Course - Peter Smith

Computime Race Timing Systems Pty Ltd © 1996-2008
 Licensed to Computime Race Timing Systems



www.computime.com.au
COMPUTIME RACE TIMING SYSTEMS PTY LTD
 9 Timber Lane, Glen Waverley, Vic 3150. Ph : 0418 17 13 17
 E-mail : scott@computime.com.au





February 26 - 28, 2010 Phillip Island, Australia
SUPPORT CLASS RESULTS
QBE AUSTRALIAN SUPERBIKE / SUPERSTOCK 1000
Overall Qualifying

PROVISIONAL MERGED FASTEST LAPS

Date: 27/02/10

Printed at: 17:44

Pos	No	Gr	Name	Class	Machine	Event Q05	Event Q06	Fastest Lap
1	47	A	Wayne MAXWELL (VIC) / G A S Honda Racing	SB	Honda CBR RR	1:34.376	1:34.120	1:34.120
2	1	A	Joshua WATERS (VIC) / Team Suzuki	SB	Suzuki GSXR	1:34.481	1:34.121	1:34.121
3	27	A	Jamie STAUFFER (NSW) / Ducati Motologic Racing	SB	Ducati 1198R	1:34.357	1:34.814	1:34.357
4	67	A	Bryan STARING (VIC)	SB	Honda CBR RR	1:34.781	1:35.488	1:34.781
5	19	A	Shawn GILES (VIC) / Team Suzuki	SB	Suzuki GSXR	1:36.905	1:35.549	1:35.549
6	42	A	Shannon JOHNSON (VIC)	SB	KTM RC8R	1:36.629	1:35.712	1:35.712
7	2	A	Glenn ALLERTON (NSW)	SB	Honda CBR RR	1:35.827	1:35.874	1:35.827
8	38	A	Scott CHARLTON (VIC) / Racers Edge Performance	SB	Suzuki GSXR	1:36.128	1:35.969	1:35.969
9	12	A	Ben ATTARD (QLD) / Aluma-Lite Racing	STK	Ducati 1198S	1:37.429	1:37.219	1:37.219
10	33	A	Jordan BURGESS (NSW) / Ducati Motologic Racing	SB	Ducati 1198R	1:37.285	1:38.400	1:37.285
11	012	A	Craig McMARTIN (NSW)	SB	Ducati 1198R	1:38.822	1:37.454	1:37.454
12	45	B	Kris McLAREN (VIC)	SB	Honda CBR RR	1:37.561	1:37.877	1:37.561
13	11	A	John ALLEN (QLD) / Aluma-Lite Racing	SB	Ducati 1198R	1:38.789	1:37.667	1:37.667
14	63	A	Grant HAY (NSW) / Shock Treatment	SB	Honda CBR RR	1:39.004	1:37.965	1:37.965
15	15	A	Dustin GOLDSMITH (NSW) / Central Coast Performance	STK	Yamaha YZF-R1	1:38.079	1:38.028	1:38.028
16	26	A	Chris TROUNSON (VIC)	STK	KTM RC8R	1:38.839	1:38.110	1:38.110
17	69	A	Daniel STAUFFER (QLD)	SB	Aprilia RSV4		1:38.179	1:38.179
18	86	B	Beau BEATON (NSW)	STK	Ducati 1198S	1:38.876	1:38.313	1:38.313
19	75	B	Heath BRINSLEY (VIC)	STK	Suzuki GSXR	1:38.314	1:38.643	1:38.314
20	54	B	Adam CHRISTIE (SA)	STK	Honda CBR RR	1:39.722	1:38.953	1:38.953
21	18	A	Ben HENRY (QLD) / Racers Edge Performance	STK	Suzuki GSXR	1:50.566	1:38.996	1:38.996
22	49	A	Brendan CLARKE (QLD)	STK	Honda CBR RR	1:39.643	1:39.227	1:39.227
23	43	B	Danny MOULTON (VIC)	STK	Yamaha YZF-R1	1:39.505	1:40.761	1:39.505
24	44	B	Jackson LEIGH-SMITH (QLD)	STK	Aprilia RSV4	1:39.778	1:39.646	1:39.646
25	32	A	Cole ODENDAAL (QLD)	STK	Aprilia RSV4	1:39.853	1:40.407	1:39.853
26	68	A	Jay NORMOYLE (VIC)	SB	Ducati 1098R	1:40.113	1:40.023	1:40.023
27	20	A	Cameron KEEVERS (WA)	STK	Yamaha YZF-R1	1:40.104	1:41.765	1:40.104
28	46	A	Brent GEORGE (VIC)	STK	Suzuki GSXR	1:40.318	1:40.603	1:40.318
29	34	A	Brayden CARR (NSW) / Carr Bros Motorsport	SB	Suzuki GSXR	1:40.327	1:40.546	1:40.327
30	31	B	Christopher BECK (NSW) / Evermil Pty Ltd	STK	Yamaha YZF-R1	1:40.901	1:40.929	1:40.901
31	61	B	Matt GRIFFIN (VIC)	STK	Honda CBR RR	1:41.451	1:41.187	1:41.187
32	14	B	Craig NICHOLSON (VIC)	STK	Yamaha YZF-R1	1:41.279	1:41.671	1:41.279
33	22	B	Martin SUTHERLAND (VIC)	SB	Honda CBR RR	1:41.337	1:41.421	1:41.337
34	77	A	Adam SENIOR (WA)	SB	Honda CBR RR	1:41.865	1:42.274	1:41.865
35	29	B	Liam DANIELS (QLD)	STK	Yamaha YZF-R	1:42.094	1:43.491	1:42.094
36	48	C	Brad WOOTTON (TAS)	SB	Suzuki GSXR	1:43.080	1:42.164	1:42.164

Chief Time Keeper - Scott Laing

Clerk of Course - Peter Smith

Computime Race Timing Systems Pty Ltd © 1996-2008
 Licensed to Computime Race Timing Systems

www.computime.com.au

COMPUTIME RACE TIMING SYSTEMS PTY LTD

9 Timber Lane, Glen Waverley, Vic 3150. Ph : 0418 17 13 17

E-mail : scott@computime.com.au





February 26 - 28, 2010 Phillip Island, Australia
SUPPORT CLASS RESULTS
 QBE AUSTRALIAN SUPERBIKE / SUPERSTOCK 1000
 Overall Qualifying

PROVISIONAL MERGED FASTEST LAPS

Date: 27/02/10


Printed at: 17:44

Pos	No	Gr	Name	Class	Machine	Event Q05	Event Q06	Fastest Lap
37	56	C	Richard PARRY (NSW) / Demolition Plus / GAS Honda Racing	SB	Honda CBR RR	1:42.727	1:42.262	1:42.262
38	35	A	John PHELAN (VIC) / Mornington Kawasaki	SB	Kawasaki ZX10R	1:42.888	1:42.470	1:42.470
39	80	A	Glenn TAYLOR (VIC)	STK	Aprilia RSV4	1:43.354	1:42.916	1:42.916
40	98	C	Mark McHENRY (VIC)	SB	Kawasaki ZX10R	1:43.057	1:44.328	1:43.057
Number of Qualifiers: 40								
Non-qualifiers								
41	82	C	Johny ARKISIAN (VIC)	SB	Yamaha YZF-R1	1:45.041	1:44.034	1:44.034
42	94	B	Ray ANSET (WA)	SB	Suzuki GSXR	1:46.014	1:46.036	1:46.014

The results are provisional until the end of the time limit for protests and appeals.

*** NOS. 82 & 94 TO BE HELD AS RESERVES ***


 Chief Time Keeper - Scott Laing


 Clerk of Course - Peter Smith

Computime Race Timing Systems Pty Ltd © 1996-2008
 Licensed to Computime Race Timing Systems

www.computime.com.au

COMPUTIME RACE TIMING SYSTEMS PTY LTD
 9 Timber Lane, Glen Waverley, Vic 3150. Ph : 0418 17 13 17
 E-mail : scott@computime.com.au





February 26 - 28, 2010 Phillip Island, Australia
SUPPORT CLASS RESULTS
 QBE AUSTRALIAN SUPERBIKE / SUPERSTOCK 1000
 EVENTS 8 & 10

PROVISIONAL MERGED GRID SHEET

Date: 27/02/10

Printed at: 17:45



1	47	1	W. MAXWELL 1:34.120	2	1	J. WATERS 1:34.121	3	27	J. STAUFFER 1:34.357	4	67	B. STARING 1:34.781
2	19	5	S. GILES 1:35.549	42	6	S. JOHNSON 1:35.712	2	7	G. ALLERTON 1:35.827	38	8	S. CHARLTON 1:35.969
3	12	9	B. ATTARD 1:37.219	33	10	J. BURGESS 1:37.285	012	11	C. McMARTIN 1:37.454	45	12	K. McLAREN 1:37.561
4	11	13	J. ALLEN 1:37.667	63	14	G. HAY 1:37.965	15	15	D. GOLDSMITH 1:38.028	26	16	C. TROUNSON 1:38.110
5	69	17	D. STAUFFER 1:38.179	86	18	B. BEATON 1:38.313	75	19	H. BRINSLEY 1:38.314	54	20	A. CHRISTIE 1:38.953
6	18	21	B. HENRY 1:38.996	49	22	B. CLARKE 1:39.227	43	23	D. MOULTON 1:39.505	44	24	J. LEIGH-SMITH 1:39.646
7	32	25	C. ODENDAAL 1:39.853	68	26	J. NORMOYLE 1:40.023	20	27	C. KEEVERS 1:40.104	46	28	B. GEORGE 1:40.318
8	34	29	B. CARR 1:40.327	31	30	C. BECK 1:40.901	61	31	M. GRIFFIN 1:41.187	14	32	C. NICHOLSON 1:41.279
9	22	33	M. SUTHERLAND 1:41.337	77	34	A. SENIOR 1:41.865	29	35	L. DANIELS 1:42.094	48	36	B. WOOTTON 1:42.164
10	56	37	R. PARRY 1:42.262	35	38	J. PHELAN 1:42.470	80	39	G. TAYLOR 1:42.916	98	40	M. McHENRY 1:43.057

The results are provisional until the end of the time limit for protests and appeals.

*** NOS. 82 & 94 TO BE HELD AS RESERVES ***

Chief Time Keeper - Scott Laing

Clerk of Course - Peter Smith



Computime Race Timing Systems Pty Ltd © 1996-2008
 Licensed to Computime Race Timing Systems

www.computime.com.au
COMPUTIME RACE TIMING SYSTEMS PTY LTD
 9 Timber Lane, Glen Waverley, Vic 3150. Ph : 0418 17 13 17
 E-mail : scott@computime.com.au

